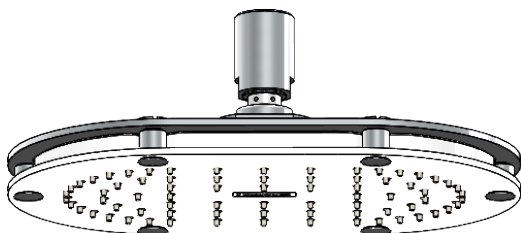




# PREMIER UH-3005-WOA

## 5"x8" Shower Head with Aireavex



### PRODUCT FEATURES:

Single function shower head.  
Brass ball joint to define the best position.  
Easy to install.  
Prevents hard water deposits, easy to clean in seconds, with the touch of a finger.  
Aireavex® technology maximizes the air/water mix to deliver a great, comfortable and unique bathing experience while saving water.  
This product can be used to help achieve water efficiency goals as well as gaining USGBC LEED points.

### MATERIALS:

Solid brass, for durability and reliability.  
Finishes with ultra high resistance to corrosion and tarnishing.

### INSTALLATION:

Shower arm.  
½" - 14 NPT inlet connection.

### CODES AND STANDARDS:

ASME A112.18.1 / CSA B125.1-2018,  
Plumbing Supply Fittings  
NSF/ANSI 61/ANSI-2020, Drinking Water  
System Components - Health Effects  
NSF/ANSI 372-2016, Drinking Water Systems  
Components - Lead Content  
EPA WaterSense Specifications for Showerheads

### FINISHINGS:

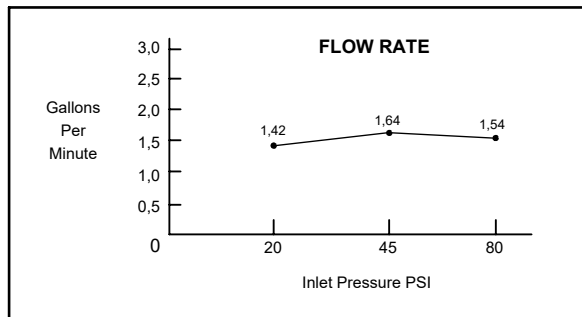
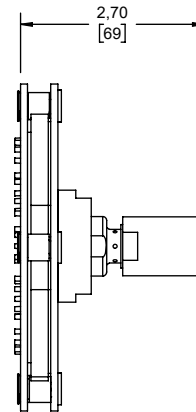
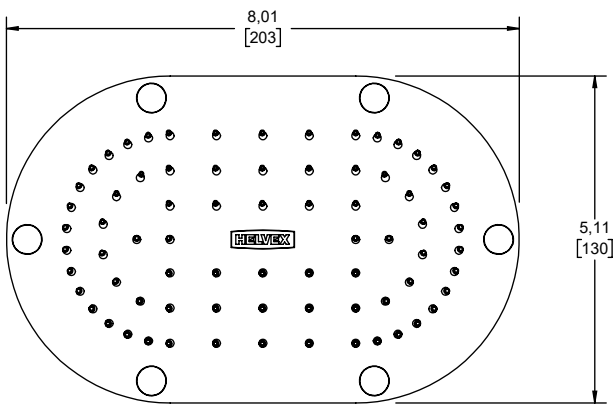
BB PVD Brushed Brass  
BW Bright White  
MB Matte Black  
PC Polished Chrome  
PCO PVD Polished Copper  
PG PVD Polished Gold  
PGH PVD Polished Graphite  
PN PVD Polished Nickel  
RG PVD Rose Gold  
SC PVD Satin Copper  
SGH PVD Satin Graphite  
SN PVD Satin Nickel  
SRG PVD Satin Rose Gold



# PREMIER UH-3005-WOA

## 5"x8" Shower Head with Aireavex

Estimated Dimensions Dim. inch. [mm]



### WORKING PRESSURE:

Pmin.= 20 PSI

Pmax.= 80 PSI

### MAXIMUM FLOW RATE:

1,64 GPM

### NOTES:

Install the product according to the Installation Guide.